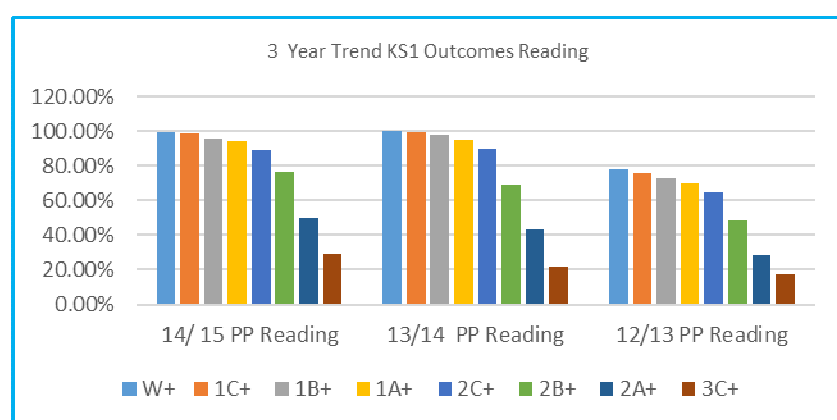


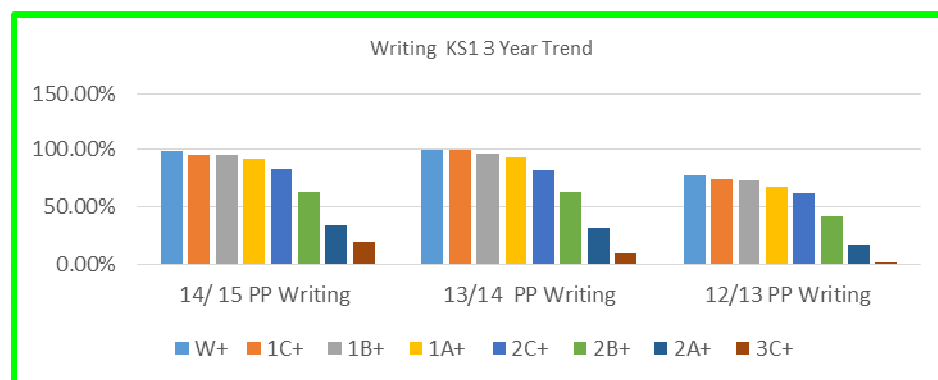
Oakwood Infant and Nursery School 3 Year Trend Data

Key Stage 1 2012 - 2015

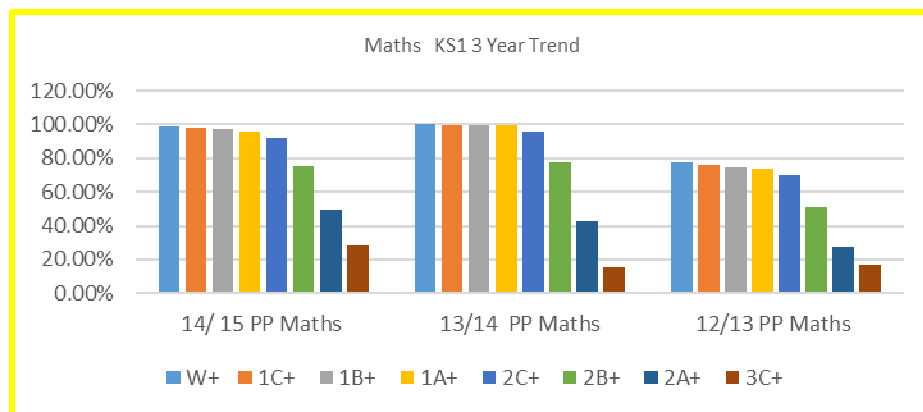
PP Reading KS1 3 Year Trend	W+	1C+	1B+	1A+	2C+	2B+	2A+	3C+
14/ 15 ALL Reading	99.1%	98.3%	95.7%	94.0%	88.9%	76.1%	49.6%	29.1%
13/14 ALL Reading	100.0%	99.2%	97.5%	95.0%	90.1%	69.4%	43.0%	21.5%
12/13 ALL Reading	77.9%	75.9%	73.1%	69.7%	64.8%	48.3%	28.3%	17.2%



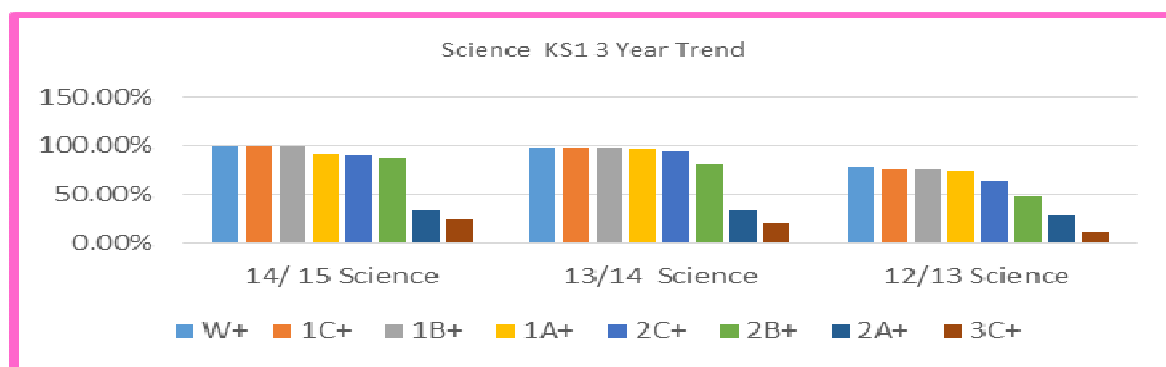
ALL Writing KS1 3 Year Trend	W+	1C+	1B+	1A+	2C+	2B+	2A+	3C+
14/ 15 ALL Writing	99.1%	95.7%	95.7%	92.3%	82.9%	63.2%	33.3%	18.8%
13/14 ALL Writing	100.0%	99.2%	96.7%	93.4%	81.8%	62.8%	31.4%	9.1%
12/13 ALL Writing	77.9%	73.8%	72.4%	66.9%	61.4%	41.4%	16.6%	1.4%



ALL Maths KS1 3 Year Trend	W+	1C+	1B+	1A+	2C+	2B+	2A+	3C+
14/ 15 ALL Maths	99.1%	98.3%	97.4%	95.7%	92.3%	75.2%	49.6%	28.2%
13/14 ALL Maths	100.0%	99.2%	99.2%	99.2%	95.9%	77.7%	43.0%	15.7%
12/13 ALL Maths	77.9%	75.9%	74.5%	73.8%	70.3%	51.0%	27.6%	17.2%



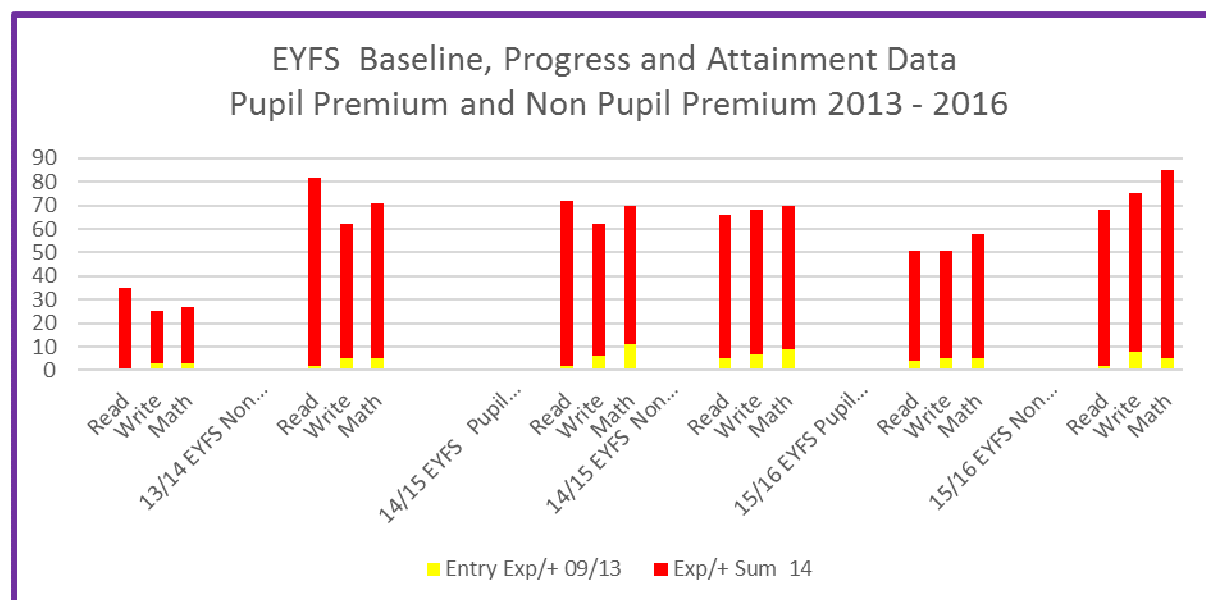
ALL Science KS1 3 Year Trend	W+	1C+	1B+	1A+	2C+	2B+	2A+	3C+
14/ 15 ALL Science	100.0%	100.0%	100.0%	92.3%	90.6%	87.2%	33.3%	25.6%
13/14 ALL Science	99.2%	98.3%	98.3%	97.5%	95.0%	81.0%	33.1%	21.5%
12/13 ALL Science	77.9%	75.9%	75.2%	73.8%	64.8%	49.0%	27.6%	12.4%



EYFS 2012 – 2016

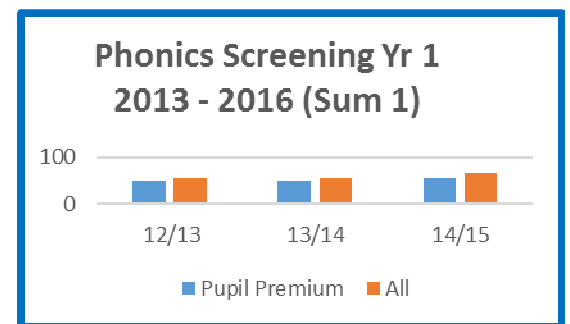
13/14 EYFS Pupil Premium	Entry Exp/+ 09/13	Exp/+ Sum 14	Progress 13/14 6 Steps/+	Progress 13/14 8 Steps/+
Read	1	34	65	43

Write	3	22	65	46
Math	3	24	66	51
13/14 EYFS Non Pupil Premium	Entry Exp/+ 09/13	Exp/+ Sum 14	Progress 13/14 6 Steps/+	Progress 13/14 8 Steps/+
Read	2	80	88	70
Write	5	57	88	71
Math	5	66	88	80
14/15 EYFS Pupil Premium	Entry Exp/+ 09/14	Exp/+ Sum 15	Progress 14/15 6 Steps/+	Progress 14/15 8 Steps/+
Read	2	70	92	83
Write	6	56	82	62
Math	11	59	86	70
14/15 EYFS Non Pupil Premium	Entry Exp/+ 09/14	Exp/+ Sum 15	Progress 14/15 6 Steps/+	Progress 14/15 8 Steps/+
Read	5	61	84	66
Write	7	61	86	57
Math	9	61	79	55
15/16 EYFS Pupil Premium	Entry % Sept 15	Exp/+ Sum 1 16	Progress 15/16 6 Steps/+	Progress 15/16 8 Steps/+
Read	4	47	91	80
Write	5	46	96	71
Math	5	53	96	84
15/16 EYFS Non Pupil Premium	Entry % Sept 15	Exp/+ Sum 1 16	Progress 15/16 6 Steps/+	Progress 15/16 8 Steps/+
Read	2	66	89	80
Write	8	67	92	77
Math	5	80	95	86

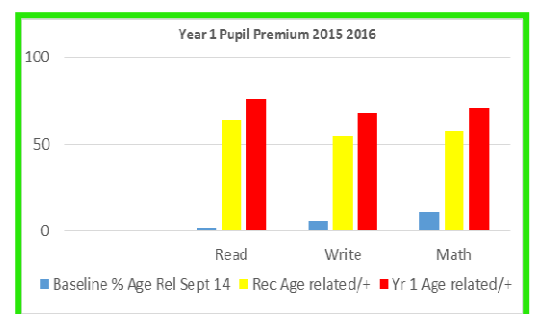


GLD 2013 - 2016 (Sum 1)	13/14	14/15	15/16 Sum 1	Nat 14	
Pupil Premium	19	44	44	45	
Non Pupil Premium	52	49	55	64	
Phonics Screening Yr 1 2013 - 2016 (Sum 1)	12/13	13/14	14/15	15/16 (Targ)	Nat 15
Pupil Premium	51	51	57	77	66
All	55	56	67	77	77

Phonics Screening Yr 2 2013 - 2016 (Sum 1)	14/15	15/16 (Targ)	Nat 15
Pupil Premium	57	82	71
All	77	82	84



Summer 1 Year 1 2016	Pupil Premium	Pupil Premium	Pupil Premium
Subject Pupil Premium	Baseline % Age Rel Sept 14	Rec Age related/+	Yr 1 Age related/+
Read	2	64	76
Write	6	55	68
Math	11	58	71



Summer 1 Year 1 2016	Non Pupil Premium	Non Pupil Premium	Non Pupil Premium
Subject Non Pupil Premium	Baseline % Sept 14	Rec Age related/+	Yr 1 Age related/+
Read	5	55	64
Write	7	57	66
Math	9	50	68

